

# Tzedakah Envelope Book

FAMILY ACTIVITY: YOM KIPPUR



The Jewish New Year is a time to think about how to make the world a better place. Often, people send money, food, or gifts to those in need. Sometimes a *tzedakah* box (or alms container) is used to collect money to donate to charity. This artwork, made of recycled envelopes from found materials, reminds us of metal boxes or envelopes to send donations in a playful and colorful grid.

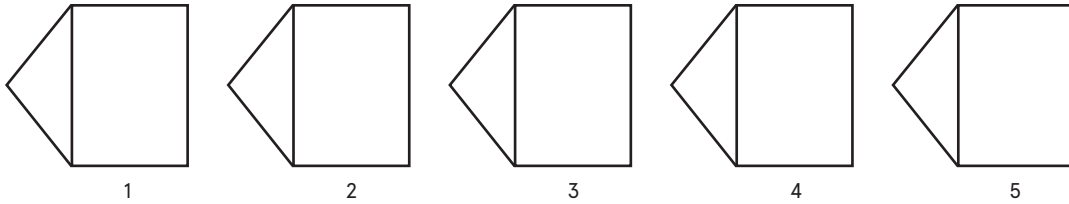
## Materials you will need:

- Five envelopes of the same size
- Colored pencils, crayons, or markers
- Glue stick
- Ribbon
- Scissors

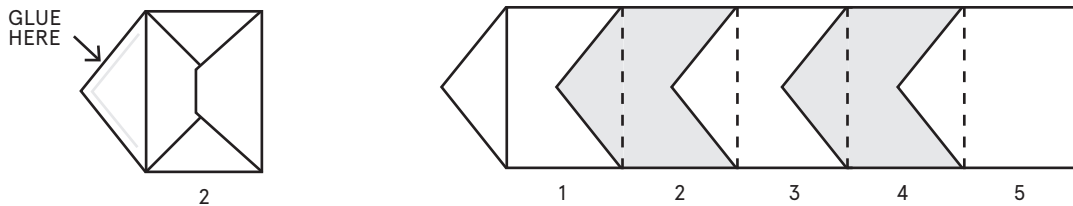


# Create Your Own Tzedakah Envelope Book

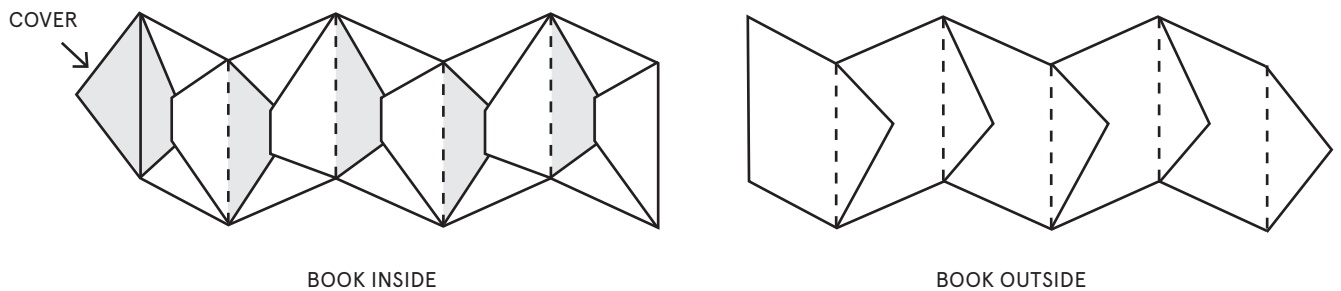
1 Open the flaps of each envelope and lay the envelopes side-by-side with their fronts facing up and their flaps facing left.



2 Turn envelope 2 over and spread glue onto the flap. Flip the envelope over to glue the flap of envelope 2 to the front of envelope 1. Then glue the flap of envelope 3 to the front of envelope 2. Continue until all the envelopes are glued together.



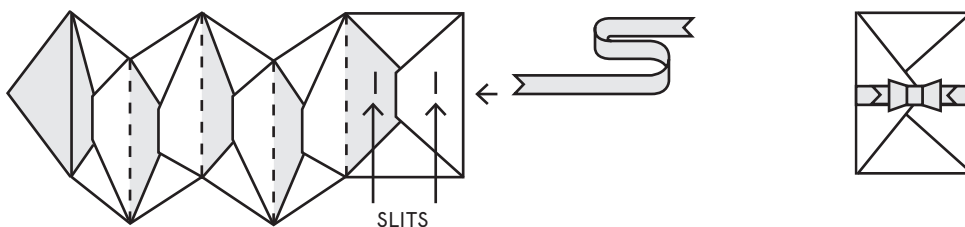
3 Fold the envelopes accordion style. The flap of envelope 1 will be the cover of your book.



# Create Your Own Tzedakah Envelope Book

4

Create a ribbon closure. Ask an adult to help you cut two small slits that are the width of your ribbon into the last envelope, as shown. Run your ribbon through these slits in the paper so you can tie a bow around your closed book when you have finished.



5

Spend some time adding drawings and details to your *tzedakah* envelope book.

6

Use this special book to record good deeds or acts of kindness you have already done or wish to do in the future. You may label each envelope with good deeds or activities that are important to you.

Some examples are recycling, visiting the elderly, giving a compliment, donating food, treating your family members nicely, or volunteering at a community center. You can make drawings or write down your thoughts about these activities on small pieces of paper and then slide them into the pockets of your book!